

# HTH

## 30.12



MINING &  
QUARRYING



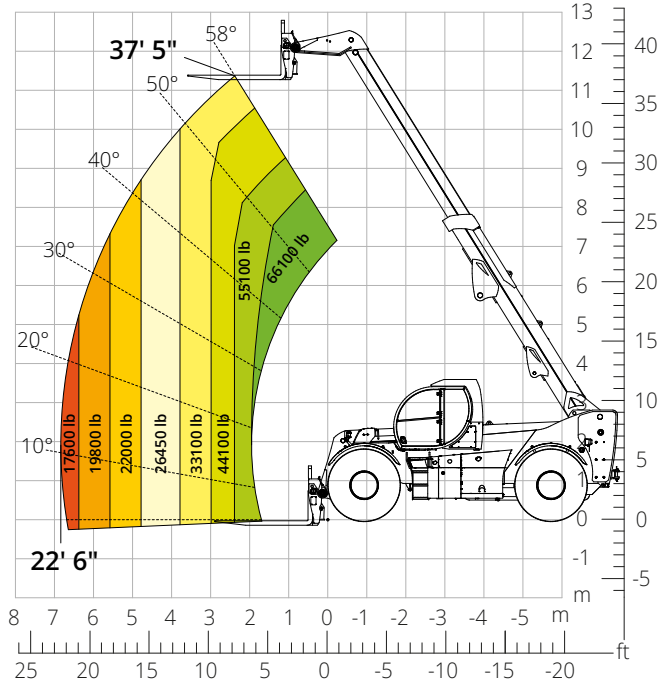
HEAVY  
LOGISTICS



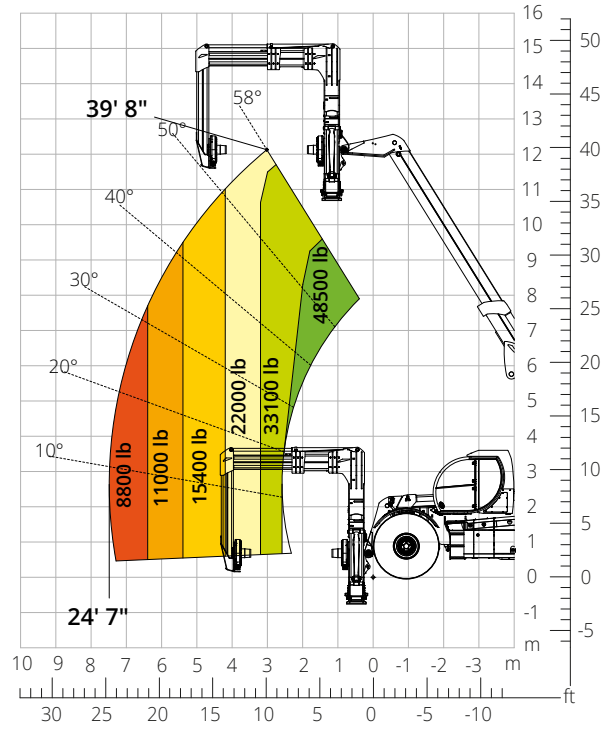
DEFENSE



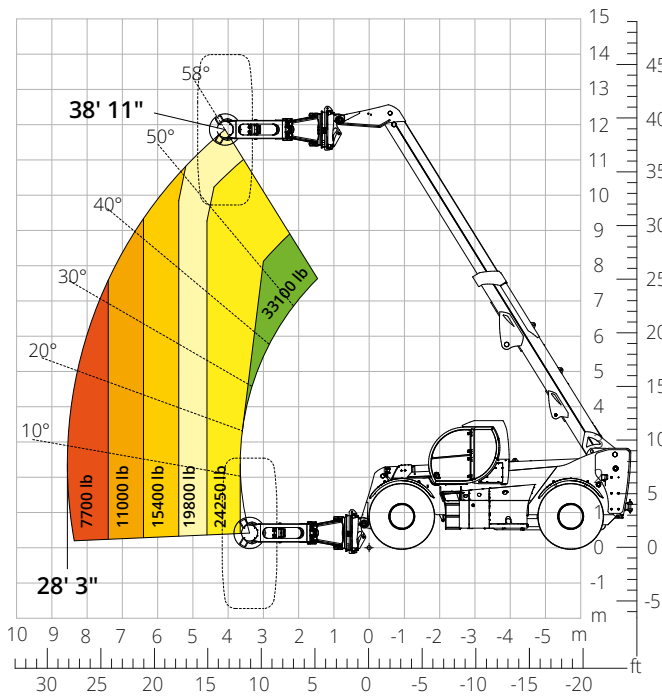
Load chart  
**FRONT ATTACHMENT ON TIRES (WORLD)**  
 ATT-03-030



Load chart with  
**CONVEYOR BELTS HANDLER**  
 ATT-06-006



Load chart with  
**TIRE HANDLER, 35,300 lb**  
 ATT-06-007



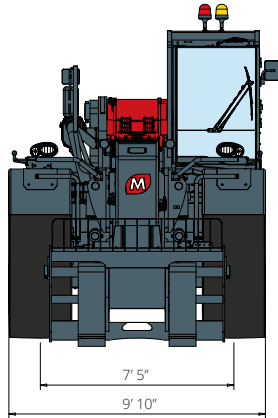
<b>Machine model</b>	Telescopic handler	HTH 30.12	
	Maximum lifting capacity	66,140 lb	
	Maximum lifting height	37' 5"	
	Maximum reach	22' 6"	
<b>Engine</b>	Model	<b>Volvo TAD884 VE-Stage V</b>	<b>Volvo TAD853 VE-Stage IIIA</b>
	Rated power	235 kW (320 hp) at 2,200 rpm	
	Maximum torque	966 lb/ft at 1,450 rpm	
	Displacement	7,7 l	
	Cylinders	6 in line	
	Engine type	Turbocharged direct injection common rail diesel	
	Cooling system	Water - intercooler	
<b>Transmission</b>	Type	Hydrostatic	
	Maximum pressure	500 bar	
	Gearbox	Dropbox, 3 forward speeds and 2WD/4WD selection	
<b>Axles and brakes</b>	Type	Heavy-duty with planetary gearboxes	
	Front axle	Steering and levelling	
	Rear axle	Steering and oscillating	
	No. of driving - steering wheels	4WD - 4WS	
	Steering mode	Frontal/Concentric/Crab	
	Service brake	Servo-assisted pedal, acting on front and rear wheels	
	Parking brake	Hydraulic with negative action on front and rear axles	
<b>Performance</b>	Tire sizes	29,5- R 25	
	Max. travel speed	15.5 mph	
	Gradeability (unladen)	52%	
	Turning radius	31'10"	
<b>Weights</b>	Total unladen*	82,900 lb	
	Front axle unladen (boom retracted and lowered)*	31,800 lb	
	Rear axle unladen (boom retracted and lowered)*	51,100 lb	
<b>Tank and system capacities</b>	Diesel fuel	92.5 U.S. gal	
	AdBlue	10.6 U.S. gal	
	Hydraulic fluid	92.5 U.S. gal	
	Engine oil	7.1 U.S. gal	
	Coolant	13.5 U.S. gal	
<b>Hydraulic circuit for movements</b>	Circuit type	Load sensing	
	Service pump	Variable displacement	
	Max. hydraulic flow rate	209 l/min	
	Max. boom head flow rate	100 l/min	
	Max. working pressure	350 bar	
	Distributor for boom movements	Proportional hydraulic distributor	
<b>Standards met</b>	Movements control	Multifunction electro-proportional joystick	
		2006/42/EC: EU Machinery Directive 2016/1628: EU Regulation on the emissions of stage V engines EN 1459-X: Relating to standards on the safety requirements for variable reach machines ROPS/level 2 FOPS: relating to the standards for protective structures	

The data given in this brochure are provided for information purposes and are subject to change without prior notice.  
All images are purely guideline and might not give an exact representation of the product.

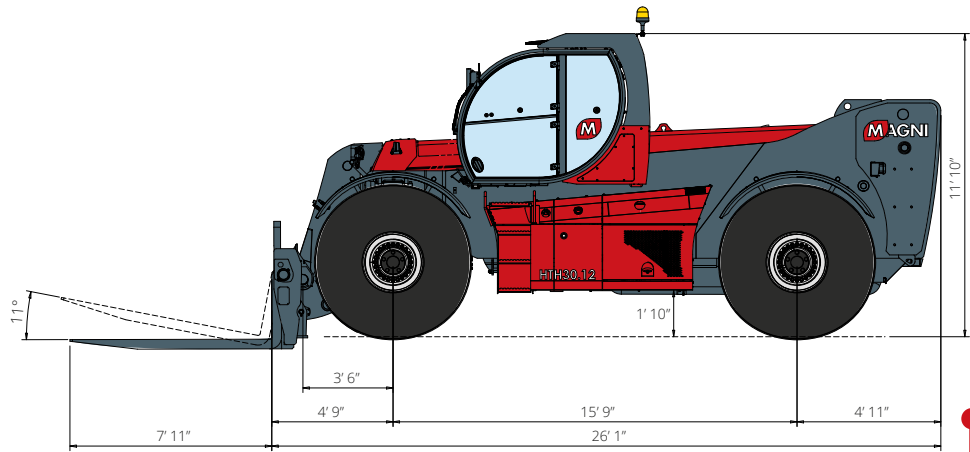
\*the stated weight refers to the vehicle unladen with standard equipment and may vary depending on the chosen configuration.

# HTH 30.12

## DIMENSIONS (ft and in)

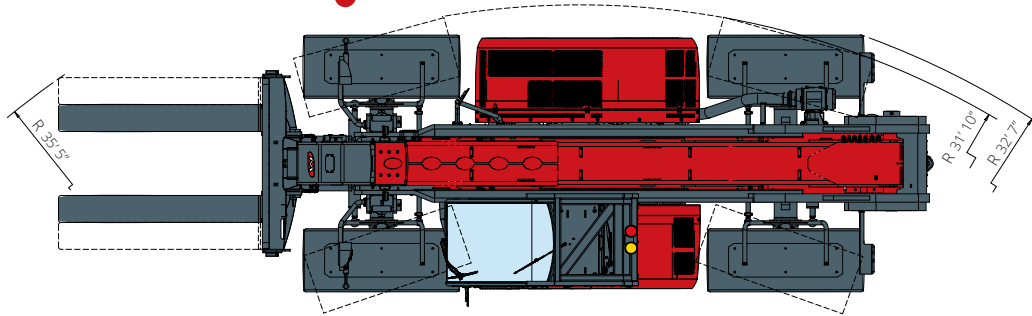


**FRONT**  
view



**SIDE**  
view

**TOP**  
view



The standard machine configuration includes:

### CAB

- Comfort seat
- Adjustable steering column
- Analogue joystick
- Heating
- Air conditioning
- FM/AM radio with USB and Bluetooth connectivity
- USB Type-A (5 V) inputs

### REAL TIME INFORMATION

- Touchscreen, 7"
- MCTS – Magni Combi Touch System on-board software
- Automatic RFID tools recognition system
- LMI – Load Moment Indicator
- Onboard and remote integrated diagnostics

### TECHNICAL SPECIFICATIONS

- Q-Fit Heavy-Duty
- Two-line CAN BUS system
- Automatic front and rear wheel alignment
- Automatic parking brake
- Mechanical battery cut-off in engine compartment
- Electrical system: 24 V – IP67

### SERVICE

- MyMagni by Trackunit connectivity system (2 years)
- Warranty: 24 months/2,000 hours