

HTH

35.12



MINING &
QUARRYING



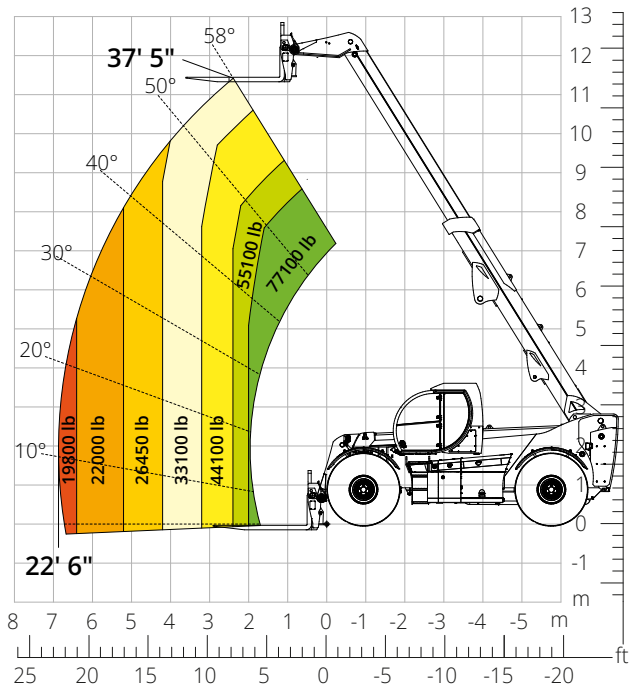
HEAVY
LOGISTICS



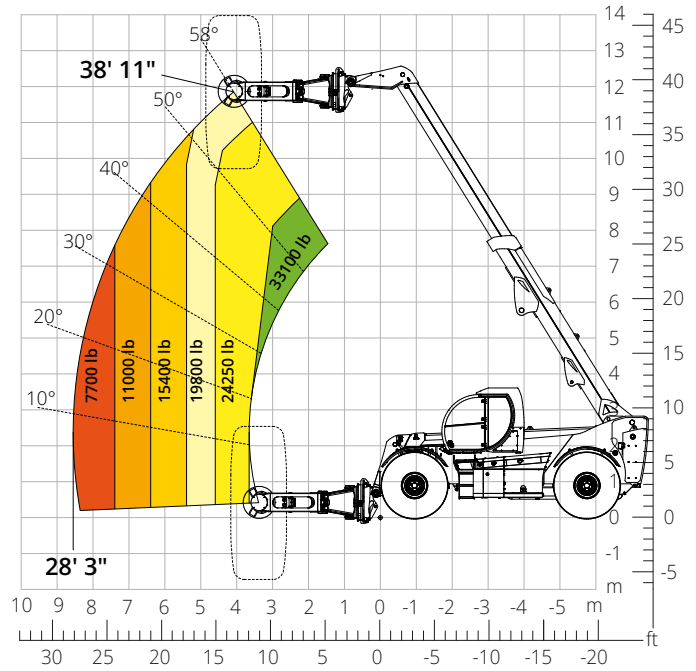
DEFENSE



Load chart
FRONT ATTACHMENT ON TIRES (WORLD)
 ATT-03-033



Load chart with
TIRE HANDLER, 35,300 lb
 ATT-06-007



Machine model	Telescopic handler	HTH 35.12	
	Maximum lifting capacity	77,100 lb	
	Maximum lifting height	37' 5"	
	Maximum reach	22' 6"	
Engine	Model	Volvo TAD884 VE-Stage V	Volvo TAD853 VE-Stage IIIA
	Rated power	250 kW (340 hp) at 2,200 rpm	235 kW (320 hp) at 2,200 rpm
	Maximum torque	1,003 lb/ft at 1,400 rpm	
	Displacement	7,7 l	
	Cylinders	6 in line	
	Engine type	Turbocharged direct injection common rail diesel	
	Cooling system	Water - intercooler	
Transmission	Type	Hydrostatic	
	Maximum pressure	500 bar	
	Gearbox	Dropbox, 3 forward speeds and 2WD/4WD selection	
Axles and brakes	Type	Heavy-duty with planetary gearboxes	
	Front axle	Steering and levelling	
	Rear axle	Steering and oscillating	
	No. of driving - steering wheels	4WD - 4WS	
	Steering mode	Frontal/Concentric/Crab	
	Service brake	Servo-assisted pedal, acting on front and rear wheels	
	Parking brake	Hydraulic with negative action on front and rear axles	
	Tire sizes	29,5- R 25	
Performance	Max. travel speed	15.5 mph	
	Gradeability (unladen)	42%	
	Turning radius	31'10"	
Weights	Total unladen*	99,200 lb	
	Front axle unladen (boom retracted and lowered)*	41,700 lb	
	Rear axle unladen (boom retracted and lowered)*	57,500 lb	
Tank and system capacities	Diesel fuel	92.5 U.S. gal	
	AdBlue	10.6 U.S. gal	
	Hydraulic fluid	92.5 U.S. gal	
	Engine oil	7.1 U.S. gal	
Hydraulic circuit for movements	Coolant	13.5 U.S. gal	
	Circuit type	Load sensing	
	Service pump	Variable displacement	
	Max. hydraulic flow rate	209 l/min	
	Max. boom head flow rate	100 l/min	
	Max. working pressure	350 bar	
	Distributor for boom movements	Proportional hydraulic distributor	
Movements control	Multifunction electro-proportional joystick		
Standards met	2006/42/EC: EU Machinery Directive 2016/1628: EU Regulation on the emissions of stage V engines EN 1459-X: Relating to standards on the safety requirements for variable reach machines ROPS/level 2 FOPS: relating to the standards for protective structures		

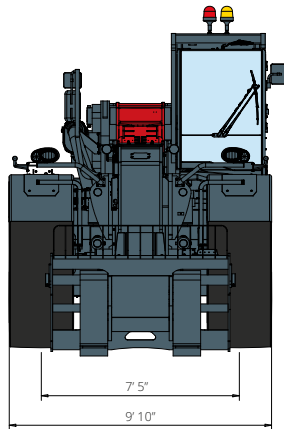
The data given in this brochure are provided for information purposes and are subject to change without prior notice.
 All images are purely guideline and might not give an exact representation of the product.

*the stated weight refers to the vehicle unladen with standard equipment and may vary depending on the chosen configuration.

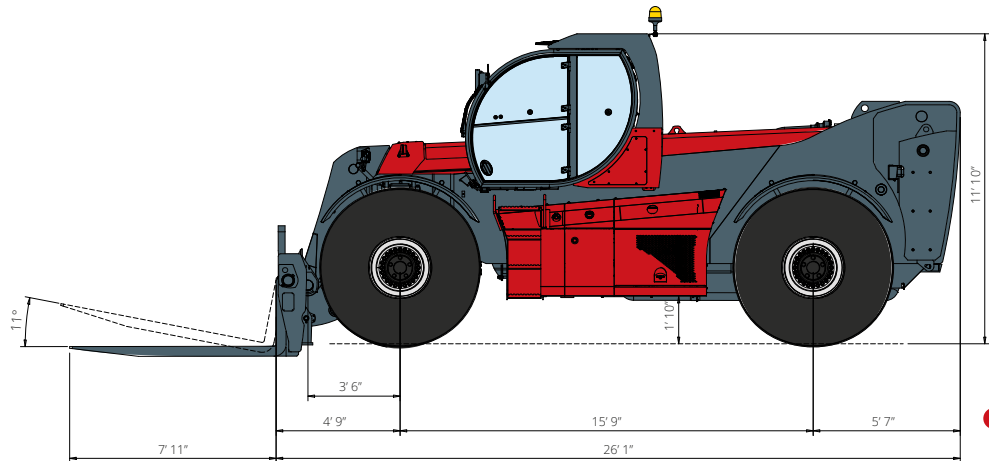
HTH

35.12

DIMENSIONS (ft and in)

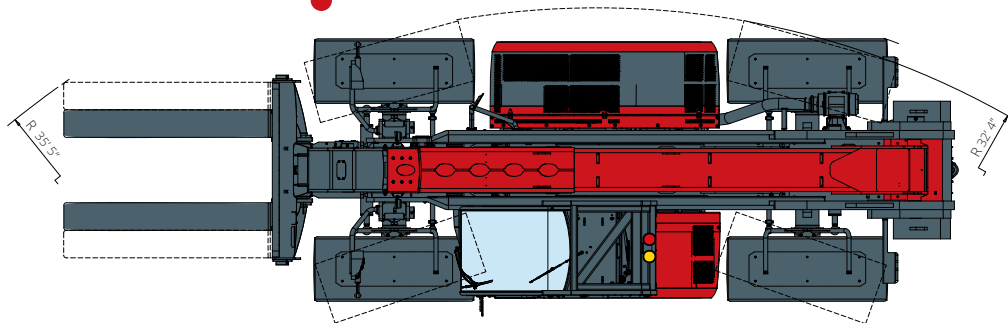


FRONT
view



TOP
view

SIDE
view



The standard machine configuration includes:

CAB

- Comfort seat
- Adjustable steering column
- Analogue joystick
- Heating
- Air conditioning
- FM/AM radio with USB and Bluetooth connectivity
- USB Type-A (5 V) inputs

REAL TIME INFORMATION

- Touchscreen, 7"
- MCTS – Magni Combi Touch System on-board software
- Automatic RFID tools recognition system
- LMI – Load Moment Indicator
- Onboard and remote integrated diagnostics

TECHNICAL SPECIFICATIONS

- Q-Fit Heavy-Duty
- Two-line CAN BUS system
- Automatic front and rear wheel alignment
- Automatic parking brake
- Mechanical battery cut-off in engine compartment
- Electrical system: 24 V – IP67

SERVICE

- MyMagni by Trackunit connectivity system (2 years)
- Warranty: 24 months/2,000 hours