



# DTB36RT

This platform is equipped with extending axle technology to reduce tyre wear and enable it to work even in restricted spaces.

Its 4 steering modes make it particularly versatile: 4 wheel drive, 4 steering wheels, crab steering and U steering.

The boom folds for transport so that the vehicle can be shipped in a container.



## STANDARD EQUIPMENT

- Proportional controls
- Flashing light
- Horn
- Hour counter
- Large opening facilitates maintenance
- Negative pressure brake with sensor
- Real-time on board software
- Platform Rotation Angle Monitoring
- Loose & Broken Chain Monitoring
- Fast & Slow Speed Monitoring
- Working Condition Monitoring
- Rexroth hydrostatic Drive System
- Harsh Environment Kits
- 12V DC Auxiliary Power

## PERFORMANCE

- 4 Wheels Steering
- Four-wheel drive
- Automatic tire alignment while changing steering mode
- Patented expandable chassis
- In-situ axle expansion
- Differential Locking
- 360° rotation (continuous)
- Turret protection lock
- High Stiffness Boom

## ENGINE

- Stage V engine (Stage IIIA available upon request)
- Engine Start & Stop Protection
- Hydraulic oil radiator

## SAFETY

- Drive enable system
- Platform load sense system
- On-board diagnostics system
- Tilt indicator with alarm
- Platform Bottoming Out Protection
- Descent and movement alarms
- Crushing protection
- Cat.3 Safety Architecture - ISO 13849-1

## BASKET

- Self levelling platform
- Rotating basket +/-90°
- Power to platform

## STANDARD EQUIPMENT



Construction



Large Events



Aircraft maintenance  
Ship repair



Plant Service



Oil & gas

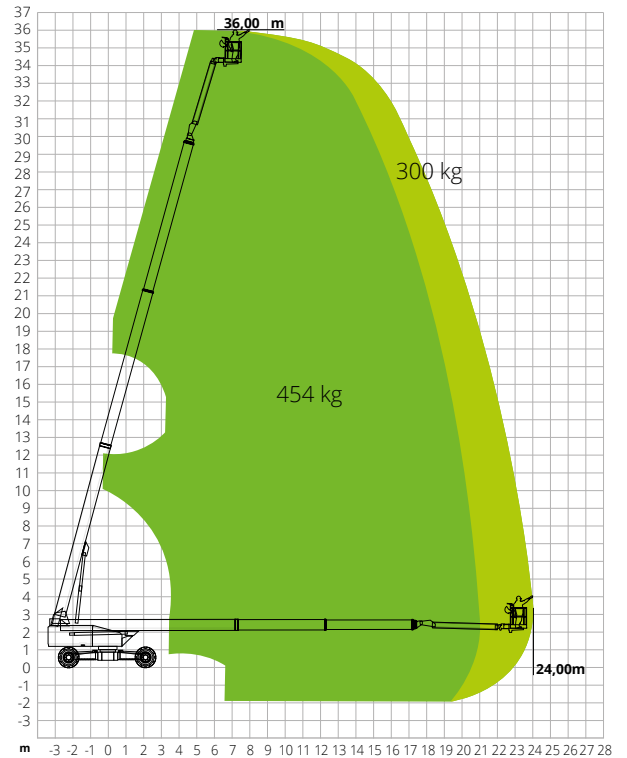


Restoration

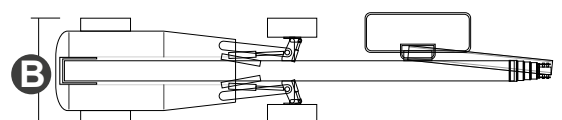
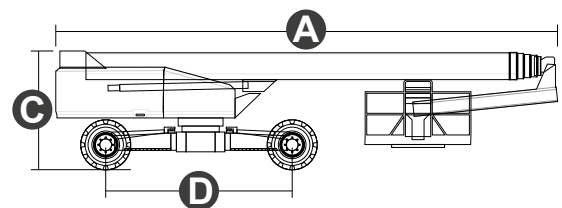
## DTB36RT

Max. working height	36.00 m
Max. basket height	34.00 m
Max. reach	24.00 m / 21.00 m
Max. platform load capacity	300/454 kg
Max. Occupants	3
Max. gradeability (stowed)	45%
Max. working slope	5°
Max. wind speed	12.5 m/s
Turning radius (outside)	6.20 m
Turning radius (inside)	2.45 m
Turret rotation (continuous)	360°
Jib type	Regular
Jib length	4.20 m
Jib movement	75°
Jib vertical rotation	240°
Basket width	2.44 m
Basket length	0.90 m
Basket rotation	180°
Total weight	18,500 kg
Travel speed (closed config.)	5.0 km/h
Travel speed (working config.)	0.8 km/h
Tyres	445/50-D710
Engine	Deutz TD2.9 L4/55.4kW
Diesel tank capacity	140 l
Hydraulic tank capacity	150 l
Electrical system	-
Emergency power system	12V/110Ax2
Transmission	Hydrostatic

## LOAD CHART



<b>A</b> Platform length	17.00 m
Platform length (transport)	11.93 m
<b>B</b> Platform width (transport)	2.50 m
Platform width (axle expanded)	4.15 m
Platform width (axle retracted)	2.45 m
<b>C</b> Platform height	2.82 m
Platform height (transport)	2.89 m
Wheelbase (axle expanded)	4.07 m
<b>D</b> Wheelbase (axle retracted)	4.30 m
Tailswing	1.39 m
Ground clearance	0.38 m



STANDARDS COMPLIANCE: EN 280, ANSI/SAIA A92.20

# #LIFTDIFFERENT

www.magnith.com



The data in this brochure are provided for the purposes of information and subject to change without notice.