



EAB41RT

Articulated boom lifts



STANDARD EQUIPMENT

- Two travel speeds
- Four-wheel steering
- Four-wheel drive
- Patented extending chassis
- In-Situ axle extension technology
- 360° rotation (continuous)
- Turret locking system
- Ultra-rigid boom
- Special construction equipment-grade integral driveshaft
- Hydraulic oil radiator
- Proportional controls
- Flashing light
- Non-marking tyres
- Horn
- Hour counter
- Casing opens for easier servicing
- Negative pressure brake with sensor
- Real-time on-board system
- Platform rotation angle monitoring sensor
- Chain malfunction monitoring
- Working condition monitoring
- Rexroth hydrostatic drive system
- Harsh environment kits
- 12V DC Auxiliary power

BATTERY

- Lithium battery - Maintenance-free
- Battery capacity: 228 Ah/358.4 V
- Charger: 360 V/30 A
- Three-phase 380 V
- Recharge time, 0 - 100% (hours)* 12

BASKET

- Self-levelling
- Rotation +/-90°
- Schuko power socket 16A/250 V

SAFETY

- Drive enable system
- Platform load moment indicator
- On-board diagnostics system
- Tilt indicator with alarm
- Basket bottom protection sensor
- Lowering and travel alarms
- Crushing protection
- Cat.3 Safety Architecture - ISO 13849-1

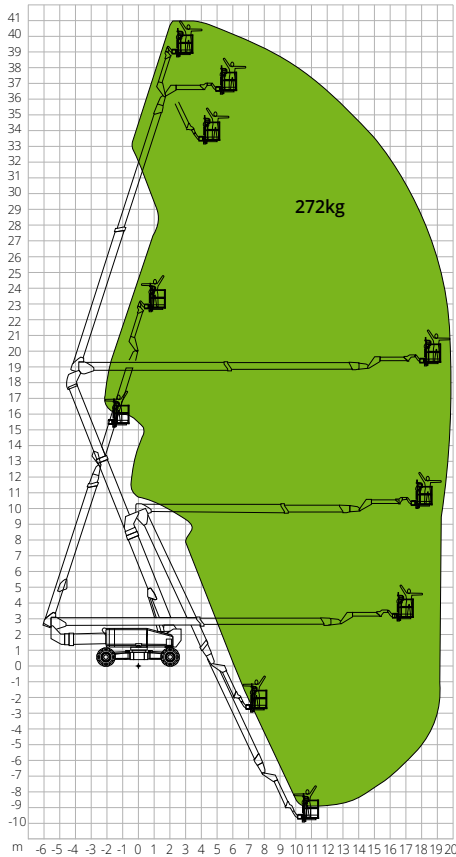


CONSTRUCTION



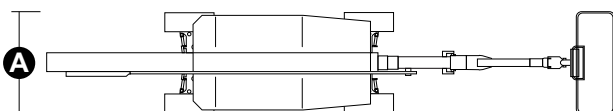
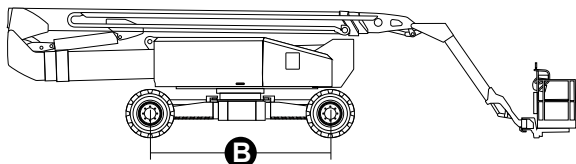
LOGISTICS

LOAD CHART



DIMENSIONS

Platform length	14,70 m
Platform length (transport)	11,95 m
Platform width (transport)	A 2,44 m
Platform width (axle expanded)	4,17 m
Platform height	3,10 m
Wheelbase (axle extended)	B 4,07 m
Wheelbase (axle retracted)	4,27 m
Tailswing (boom lifted and extended)	2,47 m
Tailswing (boom lowered and retracted)	3,45 m
Ground clearance	0,40m



The data given in this brochure are provided for information purposes and are subject to change without prior notice. All images are purely guideline and might not give an exact representation of the product.

EAB41RT

Technical data

Max. working height	41,08 m
Max. basket height	39,08 m
Articulation point	18,80 m
Max. reach	19,26 m
Turning radius with axle extended (inside/outside)	2,99 m/5,41 m
Turning radius with axle retracted (inside/outside)	8,27 m/10,85 m
Basket width	0,91 m
Basket length	2,44 m
Basket rotation	180°
Jib type	Standard
Jib length	4,20 m
Jib Vertical Rotation	226°
Below-ground height	6,83 m
Below-ground reach	18,80 m
Auxiliary power	12V

Performance

Platform max. load capacity	272 kg
Max. occupants	2
Max. gradeability (stowed)	45%
Max. working slope	5°
Max. wind speed	12,5 m/s
Travel speed (closed config.)	6,0 km/h
Travel speed (working config.)	1,1 km/h
Turret rotation (continuous)	360°

Engine

Driving motor power	-
Hydraulic tank capacity	230 l
Transmission	Hydrostatic

Specific characteristics

Tyres	445/50D710
Battery type	Lithium battery - Maintenance-free
Battery capacity	228Ah/358,4V
Charger	360V/30A
Charger type	Three-phase 380 V
Recharge time, 0 - 100% (hours)*	12
Lifting motors	360V/30 kW
Total weight	23.750 kg

*Experimental calculation. The count is affected by climate and usage of the machine

STANDARDS COMPLIANCE: EN 280, ANSI/SAIA A92.20