



HS1523RT

Scissor lift

LIST OF STANDARD EQUIPMENT

- Proportional controls
- Self-locking door on platform
- 4-wheel drive
- 2-wheel steering
- Standard oscillating axle
- Automatic braking system
- Self-weight lowering system
- Explosion-proof tubing system
- On-board diagnostics system
- Tilt indicator with alarm
- Motion alarm
- Horn
- Hour counter
- Hydraulic oil cooling system
- Warning siren during lowering and dual flashing LED light
- Fold-down guardrails
- Dual slide-out platform extension deck
- Manual emergency brake release
- Anchoring eyebolts
- Tie-down and lifting points
- Automatic stabilizers to work at height
- Anti-restart engine protection
- Emergency pump
- Emergency stop button
- Platform load moment indicator



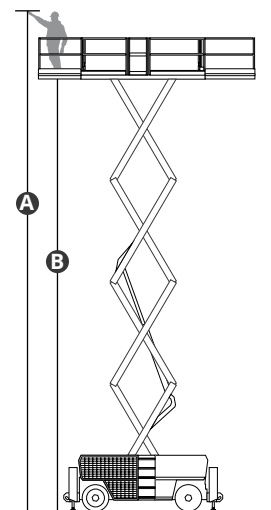
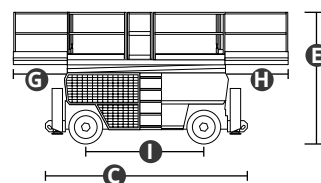
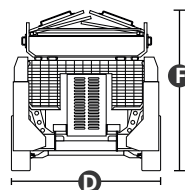
LOGISTICS



CONSTRUCTION

HS1523RT

Load capacity		680 kg
Load capacity on extended platform		227 kg
Max. occupants (inside/outside)		7/7
Max. working height	A	15.00 m
Platform floor level height indoor	B	13.00 m
Overall length	C	4.88 m
Overall width	D	2.33 m
Overall height (rails up)	E	3.02 m
Transport height (rails down)	F	2.26 m
Platform dimensions (length/width)		4.88 m / 1.83 m
Platform extension	G	1.43 / 1.13 m
Ground clearance		0.30 m
Wheelbase	H	2.86 m
Turning radius (inside)		2.70 m
Turning radius (outside)		5.50 m
Range Extender engine		Kubota Z482/9.8kW
Driving motors		32VAC/9kW
Lifting motors		32VAC/15kW
Travel speed (stowed)		6.0 km/h
Travel speed (raised)		1.0 km/h
Batteries		Lithium batteries 48V/350 Ah
Diesel tank		110 l
Hydraulic tank		80 l
Integrated battery charger		48V/60A
Gradeability		0,4
Maximum working slope		2° / 3°
Tyres		315/55/D20
Weight (CE)		8,240 kg



STANDARDS MET: EN 280-1, ANSI/SAIA A92.20

The data given in this brochure are provided for information purposes and are subject to change without prior notice. All images are purely guideline and might not give an exact representation of the product.