



HTB44RT

This eco-friendly hybrid platform offers excellent efficiency and low running costs. With its Range Extender motor, it can work in electric mode with an extended capacity of up to 30 days. In combination with the IC engine, the Range Extender motor can charge the battery at any time.

Its 4 steering modes make it particularly versatile: 4 wheel drive, 4 steering wheels, crab steering and U steering. The boom folds for transport so that the vehicle can be shipped in a container.



STANDARD EQUIPMENT

- Proportional controls
- Flashing light
- Horn
- Hour counter
- Large opening facilitates maintenance
- Negative pressure brake with sensor
- Real-time on board software
- Platform Rotation Angle Monitoring
- Loose & Broken Chain Monitoring
- Fast & Slow Speed Monitoring
- Working Condition Monitoring
- Rexroth hydrostatic Drive System
- Harsh Environment Kits
- 12V/110A×2 Auxiliary Power

PERFORMANCE

- 4 Wheels Steering
- Four-wheel drive
- Automatic tire alignment while changing steering mode
- Patented expandable chassis
- In-situ axle expansion
- Differential Locking
- 360° rotation (continuous)
- Turret protection lock
- High Stiffness Boom
- Hydraulic oil radiator

BATTERY

- Lithium battery - Maintenance free
- Capacità batterie : 358.4V/160Ah
- Charger : 358.4V/32A
- Three-phase 380V
- Recharge cycle from 0 to 100% (hours)*: 9
- Engine Range Extender: Kubota D1105/18.2kW

SAFETY

- Drive enable system
- Platform load sense system
- On-board diagnostics system
- Tilt indicator with alarm
- Platform Bottoming Out Protection
- Descent and movement alarms
- Crushing protection
- Cat.3 Safety Architecture - ISO 13849-1

BASKET

- Self levelling platform
- Rotating basket +/-90°
- Power to platform

STANDARD EQUIPMENT



Construction



Large Events



Aircraft maintenance
Ship repair



Plant Service



Oil & gas



Restoration

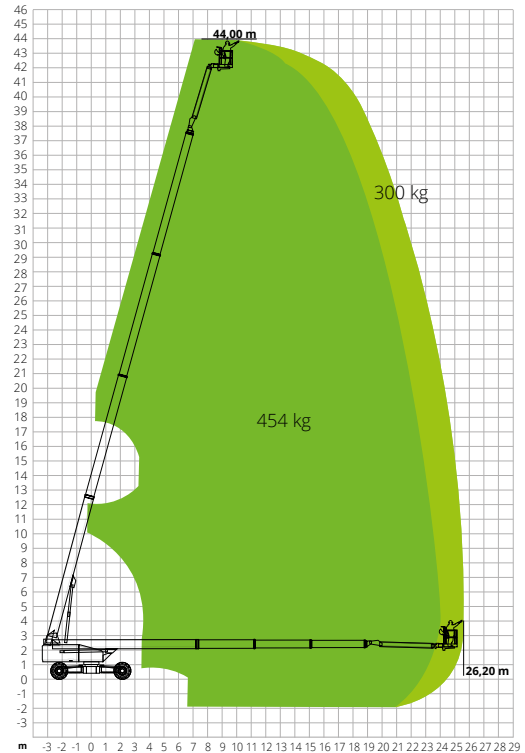
HTB44RT

| | |
|--|------------------------------------|
| Max. working height | 44.00 m |
| Max. basket height | 42.00 m |
| Max. reach | 26.20 m / 24.00 m |
| Max. platform load capacity | 300/454 kg |
| Max. Occupants | 3 |
| Max. gradeability (stowed) | 45% |
| Max. working slope | 5° |
| Max. wind speed | 12.5 m/s |
| Turning radius (outside) | 6.20 m |
| Turning radius (inside) | 2.45 m |
| Turret rotation (continuous) | 360° |
| Jib type | Regular |
| Jib length | 4.20 m |
| Jib movement | 75° |
| Jib vertical rotation | 240° |
| Basket width | 0.90 m |
| Basket length | 2.44 m |
| Basket rotation | 180° |
| Total weight | 22,000 kg |
| Travel speed (closed config.) | 5 km/h |
| Travel speed (working config.) | 0.8 km/h |
| Tyres | 445/50-D710 |
| Battery Type | Lithium battery - Maintenance free |
| Powersource | 358.4V/160Ah |
| Charger | 358.4V/32A |
| Charger type | Three-phase 380V |
| Recharge cycle from 0 to 100% (hours)* | 9 |
| Emergency power system | 12V/110Ax2 |
| Driving motors | - |
| Lifting motors | - |
| Engine pump | 360V/30kW |
| Engine Range Extender | Kubota D1105/18.2kW |
| Diesel tank capacity | - |
| Hydraulic tank capacity | 150 l |
| Transmission | Hydrostatic |

*Experimental calculation. The count is affected by climate and usage of the machine.

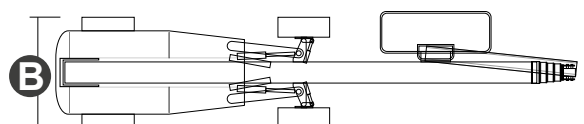
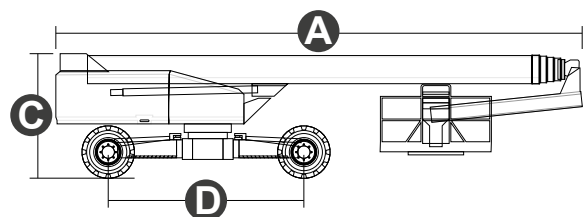
STANDARDS COMPLIANCE: EN 280, ANSI/SAIA A92.20

LOAD CHART



DIMENSIONS

| | |
|-------------------------------------|---------|
| A Platform length | 17.00 m |
| Platform length (transport) | 11.93 m |
| B Platform width (transport) | 2.50 m |
| Platform width (axle expanded) | 4.15 m |
| Platform width (axle retracted) | 2.45 m |
| C Platform height | 2.82 m |
| Platform height (transport) | 2.89 m |
| Wheelbase (axle expanded) | 4.07 m |
| D Wheelbase (axle retracted) | 4.30 m |
| Tailswing | 1.39 m |
| Ground clearance | 0.38 m |



#LIFTDIFFERENT

www.magnith.com



The data in this brochure are provided for the purposes of information and subject to change without notice.