

# ES1008AC

This model is electrically driven and has a robust and mobile structure. The electric scissor lift system saves energy, ensuring zero emissions and a silent-running. It is ideal for indoor usages. The compact design and dimensions allow to pass through standard doors, ensuring maximum flexibility.



ZERO EMISSIONS

## STANDARD EQUIPMENTS:

- AC batteries with IP67 waterproof system"
- Automatic pothole protection system
- Crushing protection
- High ground clearance
- Self-locking door on the platform
- Speed limit at maximum height
- Platform load sense system
- Automatic braking system
- Emergency brake release
- Non-marking tyres
- Tilt indicator with alarm
- Warning siren during lowering and dual flashing LED light
- Safety bracket for maintenance operations
- Horn
- Cylinder locking valve
- Emergency stop button
- Emergency lowering
- Traction engine protection
- Anchoring eyebolts
- Onboard diagnostics system
- Hour counter
- Proportional controls
- Fold-down guardrails
- Power to platform
- Maintenance free battery
- Explosion-proof tubing system
- Motion Alarm
- Integrated holes for fork transport
- Charging protection system
- Charging indicator
- Tie-down and lifting points
- One way platform extension deck
- Two-wheel drive
- 2 Wheels Steering
- Manual emergency brake release

## MAIN APPLICATIONS



Maintenance



Plant Service



Construction



Storage/  
Warehouse



Cleaning

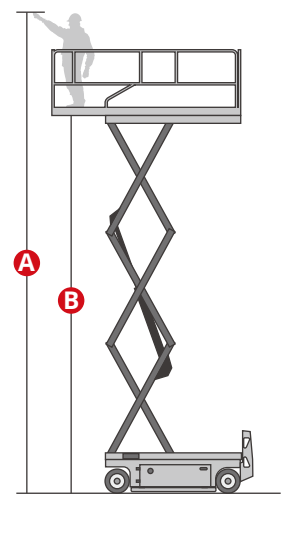
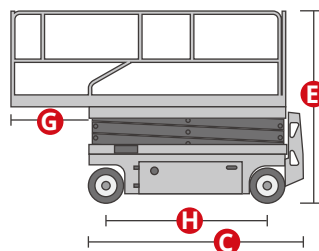
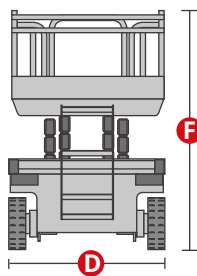


Painting/  
Restoration

## ES1008AC

Load capacity	230 kg
Load capacity when extended	113 kg
Max no. Occupants (Indoor/outdoor)	2
<b>A</b> Working height	10 m
<b>B</b> Platform floor level height	8 m
<b>C</b> Overall length	2.48 m
<b>D</b> Overall width	0,83 m
<b>E</b> Overall height (rails up)	2,36 m
<b>F</b> Transport height (rails down)	2,00 m
Platform dimensions (length/width)	2.27x0.81 m
<b>G</b> Platform extension	0.9 m
Ground clearance (stowed)	10 cm
Ground clearance (raised)	1.9 cm
<b>H</b> Wheelbase	1.87 m
Turning radius (inside)	0 cm
Turning radius (outside)	2.10 m
Driving motors	2x24VAC/0,87 kW
Lifting motors	24 VAC/3,5 kW
Travel speed (stowed)	5,0 km/h
Travel speed (raised)	0,8 km/h
Batteries	24V/185Ah AGM batteries maintenance free
Integrated battery charger	24V/30A
Gradeability	25%
Maximum working slope	1.5°/3°
Non-marking tyres	381x127 mm
Weight (CE)	2,230 kg

**STANDARDS COMPLIANCE:**  
EN 280, ANSI/SAIA A92.20



Non-marking solid tyres



Safety bracket