

# ES2223RTP

This fully electric rough terrain scissor lift ensures greater jobsite versatility. It is equipped as standard with 4WD and rough terrain solid non-marking tyres. The stabilisers are automatic and ensure stability when working at height. The platform allows for side-shift at its maximum height, ensuring greater flexibility.



## STANDARD EQUIPMENTS:

- Automatic stabilizers to work at height
- Crushing protection
- Self-locking door on the platform
- Speed limit at maximum height
- Platform load sense system
- Automatic braking system
- Non-marking tyres
- Tilt indicator with alarm
- Warning siren during lowering and dual flashing LED light
- Safety bracket for maintenance operations
- Horn
- Emergency stop button
- Emergency lowering
- Anchoring eyebolts
- Onboard diagnostics system
- Hour counter
- Proportional controls
- Fold-down guardrails
- Power to platform
- Explosion-proof tubing system
- Motion Alarm
- Charging protection system
- Tie-down and lifting points
- Automatic one way platform extension deck
- Four-wheel drive
- 4 Wheels Steering
- Self-weight lowering system
- Emergency pump

## MAIN APPLICATIONS



Maintenance



Plant Service



Construction



Distribution/  
Logistics

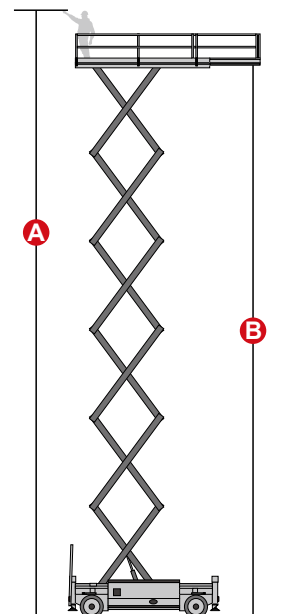
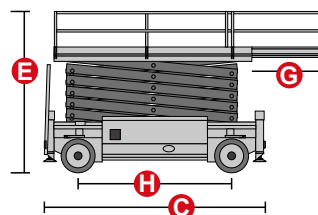
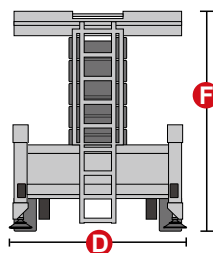


Large events

## ES2223RTP

Load capacity	750 kg
Load capacity on extended platform	750 kg
Max no. occupants	4
<b>A</b> Working height	22 m
<b>B</b> Platform floor height	20 m
<b>C</b> Overall length (with outriggers)	4.95 m
<b>D</b> Overall width	2.46 m
<b>E</b> Overall height (rails up)	3.86 m
<b>F</b> Transport height (rails down)	3.00 m
Platform size (length/width)	4.95m x 2.25m
<b>G</b> Platform extension size	2.7 m
Ground clearance	40 cm
<b>H</b> Wheelbase	3.3 m
Turning radius (inside/outside)	1.25 m / 3.4 m
Engine	-
Drive motor	4×32VAC/3.3kW
Lifting motor	2×48VDC/10.0kW
Travel speed (stowed)	5 km/h
Travel speed (raised)	0.4 km/h
Gradeability	30%
Maximum working slope	2°/3°
Batteries	48 V / 630 Ah
Integrated charger	-
Hydraulic tank	150 l
Diesel tank	-
Tyres	36x14-20
Weight (with outriggers)	13,400 kg

**STANDARDS COMPLIANCE:**  
EN 280, ANSI/SAIA A92.20



Automatic stabilizers



Airride rt tyres