



HTH

27.11



MINING &
QUARRYING

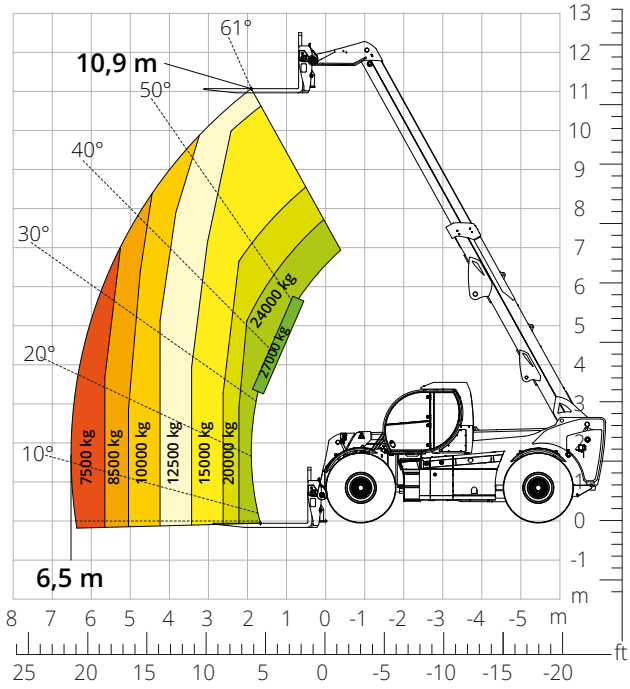


HEAVY
LOGISTICS

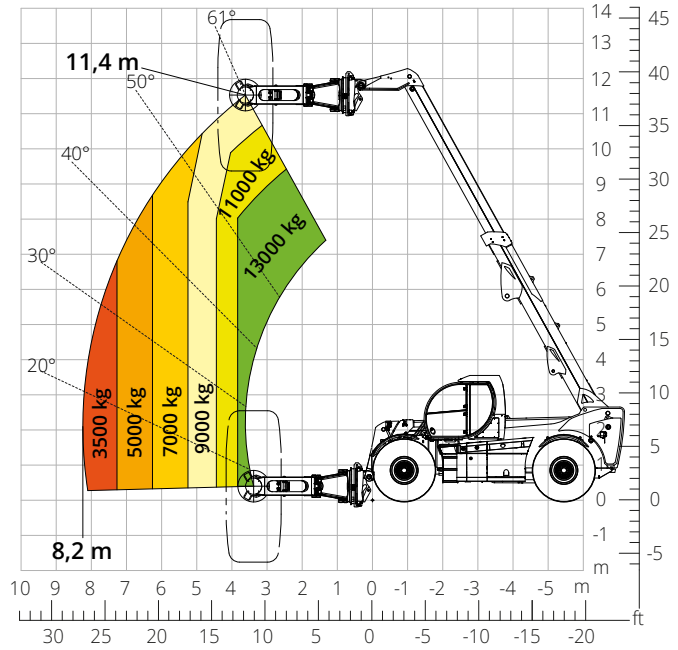


DEFENCE

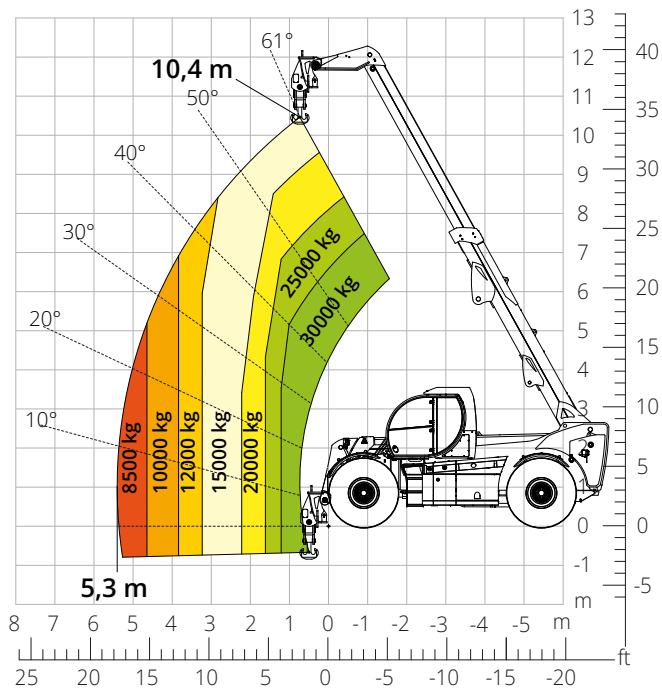
Load chart
FRONT ATTACHMENT ON TYRES (WORLD)
 ATT-03-029



Load chart with
TYRE HANDLER, 16,000 kg
 ATT-06-007



Load chart with
HOOK, 30,000 kg
 ATT-05-009



Machine model	Telescopic handler	HTH 27.11
	Maximum lifting capacity	27,000 kg
	Maximum lifting height	10.90 m
	Maximum reach	6.50 m
Engine	Model	Volvo TAD583 VE-Stage V
	Rated power	175 kW (238 hp) at 2,300 rpm
	Maximum torque	975 Nm at 1,380 rpm
	Displacement	5.13 l
	Cylinders	4 in line
	Engine type	Turbocharged direct injection common rail diesel
	Cooling system	Water – intercooler
Transmission	Type	Hydrostatic
	Maximum pressure	450 bar
	Gearbox	Dropbox, 2 forward speeds and 2WD/4WD selection
Axles and brakes	Type	Heavy-duty with planetary gearboxes
	Front axle	Steering and levelling
	Rear axle	Steering and oscillating
	No. of driving - steering wheels	4WD - 4WS
	Steering mode	Frontal/Concentric/Crab
	Service brake	Servo-assisted pedal, acting on front and rear wheels
	Parking brake	Hydraulic with negative action on front and rear axles
	Tyre sizes	26,5- R 25
Performance	Max. travel speed	25 km/h
	Gradeability (unladen)	53%
	Turning radius	8,520 mm
Weights	Total unladen*	35,500 kg
	Front axle unladen (boom retracted and lowered)*	12,700 kg
	Rear axle unladen (boom retracted and lowered)*	22,800 kg
Tank and system capacities	Diesel fuel	200 l
	AdBlue	40 l
	Hydraulic fluid	200 l
	Engine oil	16 l
Hydraulic circuit for movements	Coolant	47 l
	Circuit type	Load sensing
	Service pump	Variable displacement
	Max. hydraulic flow rate	165 l/min
	Max. boom head flow rate	100 l/min
	Max. working pressure	350 bar
	Distributor for boom movements	Proportional hydraulic distributor
Movements control	Multifunction electro-proportional joystick	
Standards met	2006/42/EC: EU Machinery Directive	
	2016/1628: EU Regulation on the emissions of stage V engines	
	EN 1459-X: Relating to standards on the safety requirements for variable reach machines	
	EN 280/EN 280-1/EN 280-2: standards relating to mobile elevating work platforms (if available)	
ROPS/level 2 FOPS: relating to the standards for protective structures		

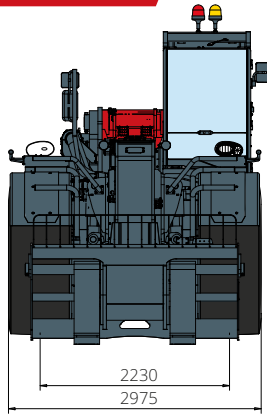
The data given in this brochure are provided for information purposes and are subject to change without prior notice.

All images are purely guideline and might not give an exact representation of the product.

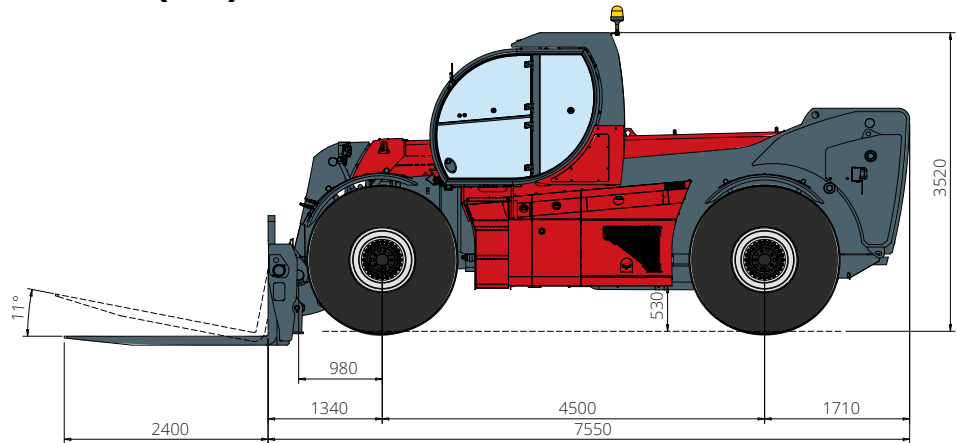
**the stated weight refers to the vehicle unladen with standard equipment and may vary depending on the chosen configuration.*

HTH 27.11

DIMENSIONS (mm)

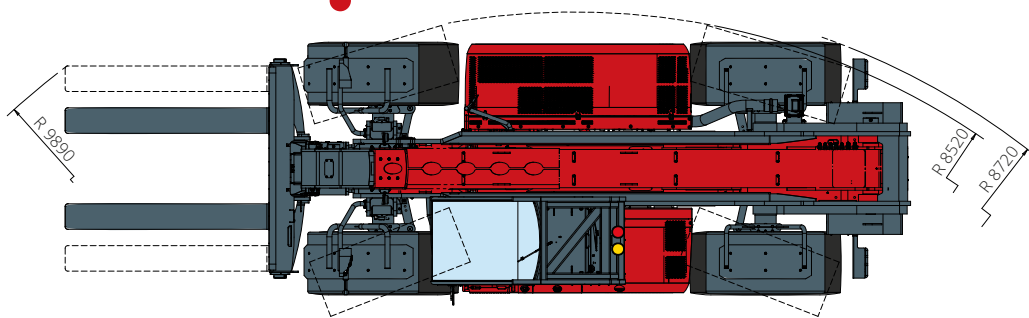


FRONT
view



TOP
view

SIDE
view



The standard machine configuration includes:

CAB

- Comfort seat
- Adjustable steering column
- Analogue joypad
- Heating
- Air conditioning
- FM/AM radio with USB and Bluetooth connectivity
- USB Type-A (5 V) inputs

REAL TIME INFORMATION

- Touchscreen, 7"
- MCTS – Magni Combi Touch System on-board software
- Automatic RFID tools recognition system
- LMI – Load Moment Indicator
- Onboard and remote integrated diagnostics

TECHNICAL SPECIFICATIONS

- Q-Fit Heavy-Duty
- Two-line CAN BUS system
- Automatic front and rear wheel alignment
- Automatic parking brake
- Mechanical battery cut-off in engine compartment
- Electrical system: 24 V – IP67

SERVICE

- MyMagni by Trackunit connectivity system (2 years)
- Warranty: 24 months/2,000 hours