

**IN
OUT****4WD****2WS**

EAB28RT

Articulated boom lifts



STANDARD EQUIPMENT

- Oscillating front axle
- Two travel speeds
- Two-wheel steering
- Four-wheel drive
- 360° rotation (continuous)
- Special construction equipment-grade integral driveshaft
- Modular design making pieces compatible throughout the range
- Proportional controls
- Thumb rocker steering
- Flashing light
- Non-marking tyres
- Horn
- Hour counter
- Harsh environment kits
- 12V DC Auxiliary power

BATTERY

- Maintenance-free lithium battery
- Battery capacity: 80 V/420 Ah
- Single- and three-phase, 380 V and 220 V
- Recharge time, 0 - 100% (hours)* 7

BASKET

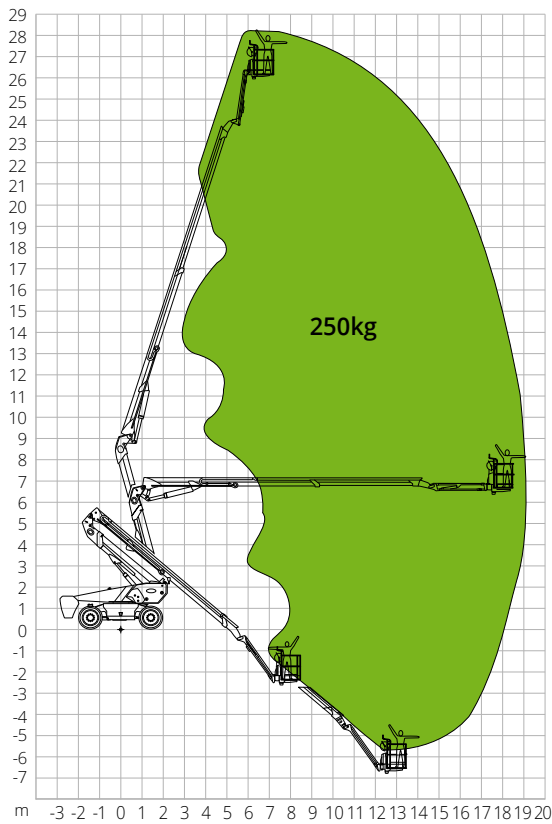
- Self-levelling
- Rotation +/-90°
- Schuko power socket 16A/250 V

SAFETY

- Drive enable system
- Platform load moment indicator
- On-board diagnostics system
- Emergency lowering system
- Tilt indicator with alarm
- Crushing protection

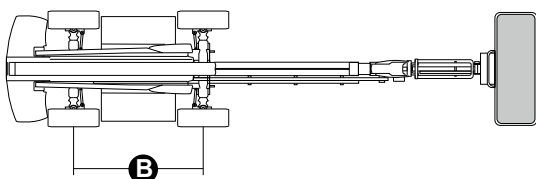
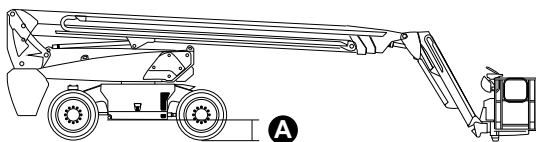
**CONSTRUCTION****LOGISTICS**

LOAD CHART



DIMENSIONS

Lunghezza piattaforma	-
Lunghezza piattaforma (trasporto cestello ruotato)	9.22 m
Larghezza piattaforma (ruote)	-
Larghezza piattaforma (trasporto)	2.50 m
Altezza piattaforma	-
Altezza piattaforma (trasporto)	3.00 m
Passo	B 2.80 m
Luce libera fuori sagoma	1.61 m
Luce libera dal suolo	A 0.41 m



EAB28RT

Technical data

Max. working height	28.15 m
Max. basket height	26.15 m
Articulation point	9.14 m
Max. reach	18.44 m
Turning radius (outside)	3.22 m
Turning radius (inside)	1.87 m
Basket width	0.91 m
Basket length	2.44 m
Basket rotation	180°
Jib type	Standard
Jib length	2.31 m
Jib Vertical Rotation	135°
Below-ground height	9.14 m
Below-ground reach	6.61 m
Auxiliary power	12 V DC

Performance

Platform max. load capacity	250 kg
Max. occupants	2
Max. gradeability (stowed)	30%
Max. working slope	X-5°/Y-5°
Max. wind speed	12.5 m/s
Travel speed (closed config.)	6.0 km/h
Travel speed (working config.)	1.1 km/h
Turret rotation (continuous)	360 °

Engine

Power	54V AC/18 kW
Hydraulic tank capacity	165 l
Transmission	Hydrostatic

Specific characteristics

Tyres	385/45-28
Battery type	Maintenance-free lithium battery
Battery capacity	520 Ah/80 V
Charger	-
Charger type	Single- and three-phase, 380 V and 220 V
Recharge time, 0 - 100% (hours)*	7
Lifting motors	-
Total weight	18,400 kg

*Nominal. The actual value depends on weather and usage factors

STANDARDS COMPLIANCE: EN 280, ANSI/SAIA A92.20

The data given in this brochure are provided for information purposes and are subject to change without prior notice. All images are purely guideline and might not give an exact representation of the product.