



HS2223RT

Scissor lift

LIST OF STANDARD EQUIPMENT

- Proportional controls
- Self-locking door on platform
- 4-wheel drive
- 4-wheel steering
- Standard oscillating axle
- Automatic braking system
- Self-weight lowering system
- Explosion-proof tubing system
- On-board diagnostics system
- Tilt indicator with alarm
- Motion alarm
- Horn
- Hour counter
- Hydraulic oil cooling system
- Warning siren during lowering and dual flashing LED light
- Fold-down guardrails
- Dual slide-out platform extension deck
- manual emergency brake release
- Anchoring eyebolts
- Tie-down and lifting points
- Automatic stabilizers to work at height
- Anti-restart engine protection
- Emergency pump
- Emergency stop button
- Platform load moment indicator
- Drivable at full height



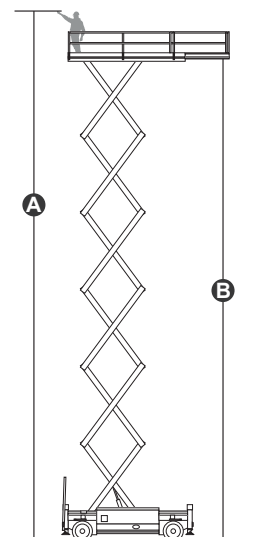
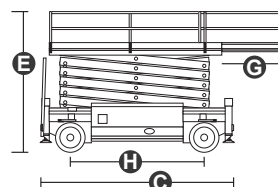
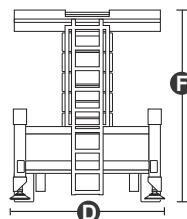
LOGISTICS



CONSTRUCTION

HS2223RT

Load capacity		750 kg
Load capacity on extended platform		750 kg
Max. occupants (inside/outside)		4/4
Max. working height	A	22,00 m
Platform floor level height indoor	B	20,00 m
Overall length	C	4.95 m
Overall width	D	2.46 m
Overall height (rails up)	E	3.86 m
Transport height (rails down)	F	3,00 m
Platform dimensions (length/width)		4.59 m / 2.25 m
Platform extension	G	2.70 m
Ground clearance		0.40 m
Wheelbase	H	3.30 m
Turning radius (inside)		1.25 m
Turning radius (outside)		3.40 m
Range Extender engine		Kubota Z482/9.8kW
Driving motors		2x15V AC/0.87 kW
Lifting motors		15V AC/3.42 kW
Travel speed (stowed)		6.0 km/h
Travel speed (raised)		0.8 km/h
Batteries		Lithium batteries 28.8 V/175 Ah
Diesel tank		130 l
Hydraulic tank		150 l
Integrated battery charger		28 V/30 A
Gradeability		25%
Maximum working slope		1.5°/3°
Non-marking tyres		381×127 mm
Weight (CE)		3,060 kg



STANDARDS MET: EN 280-1, ANSI/SAIA A92.20

The data given in this brochure are provided for information purposes and are subject to change without prior notice. All images are purely guideline and might not give an exact representation of the product.