



# DTBJ30RT

This telescopic platform has a very low centre of gravity, resulting in excellent stability and outstanding lifting performance. It is equipped with a fuel-saving diesel engine and 4 steering drive wheels integrated into the axle for improved offroad performance.

The platform is equipped with a telescopic jib, and the boom folds for transport so that the vehicle can be shipped in a container.

## STANDARD EQUIPMENT

- Modular design with high compatibility of pieces within the whole range
- Proportional controls
- Thumb rocker steering
- Flashing light
- Horn
- Hour counter
- Harsh Environment Kits
- 12V DC Auxiliary Power

## PERFORMANCE

- Telescopic jib
- Front oscillating axles to match the terrain irregularities granting optimal adherence to the ground
- 4 Wheels Steering
- Four-wheel drive
- Positive traction four wheel drive
- 360° rotation (continuous)
- Integral Integrated Special Drive Axle

## MOTORE

- Stage V engine (Stage IIIA available upon request)
- Auto Engine Fault Shutdown
- Anti-reverse Engine Device
- Anti-restart Engine Protection
- Hydraulic oil radiator

## BASKET

- Self levelling platform
- Rotating basket +/-90°
- Power to platform

## SAFETY

- Drive enable system
- Platform load sense system
- On-board diagnostics system
- Tilt indicator with alarm
- Crushing protection
- Emergency lowering system

## STANDARD EQUIPMENT



Construction



Large Events



Aircraft maintenance  
Ship repair



Plant Service



Oil & gas

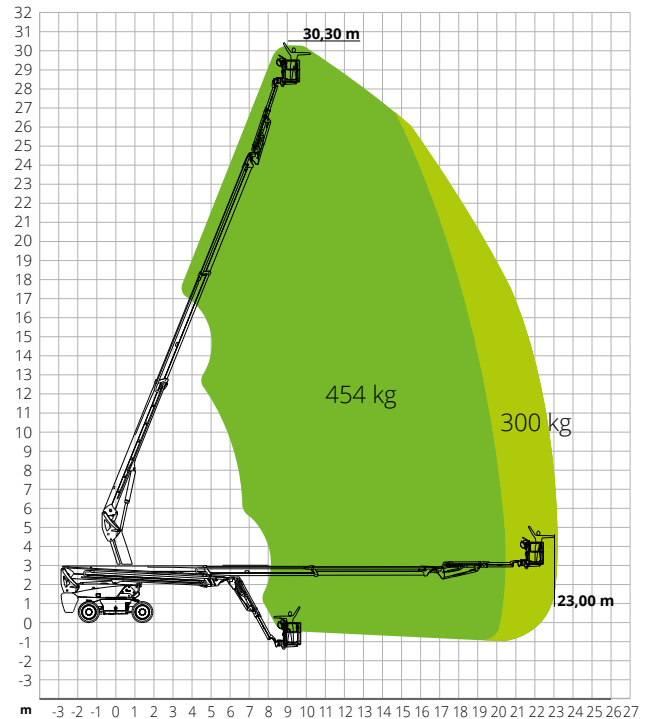


Restoration

## DTBJ30RT

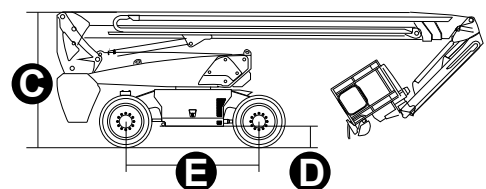
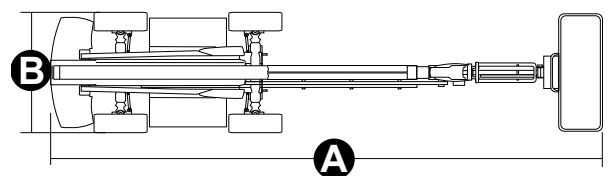
Max. working height	30,30 m
Max. basket height	28,30 m
Max. reach	23,00 m
Max. platform load capacity	300/454 kg
Max. Occupants	3
Max. gradeability (stowed)	45%
Max. working slope	X-5°/Y-5°
Max. wind speed	12,5 m/s
Turning radius (outside)	3,22 m
Turning radius (inside)	1,87 m
Turret rotation (continuous)	360°
Jib type	Telescopic
Jib length	3.98 m
Jib movement	-
Jib vertical rotation	135°
Basket width	0.91 m
Basket length	2.44 m
Basket rotation	180°
Total weight	18,900 kg
Travel speed (closed config.)	6.0 km/h
Travel speed (working config.)	1.1 km/h
Tyres	385/45-28
Engine	Deutz D2.9 L4/55.4kW
Diesel tank capacity	135 l
Hydraulic tank capacity	165 l
Electrical system	-
Emergency power system	12V
Transmission	Hydrostatic

## LOAD CHART



## DIMENSIONS

<b>A</b> Platform length	12.25 m
Platform length (transport)	11.96 m
Platform width	2.50 m
<b>B</b> Platform width (transport)	2.50 m
<b>C</b> Platform height	2.87 m
Platform height (transport)	2.89 m
<b>E</b> Wheelbase	2.80 m
Tailswing	1.61 m
<b>D</b> Ground clearance	0.41 m



STANDARDS COMPLIANCE: EN 280, ANSI/SAIA A92.20

# #LIFTDIFFERENT

www.magnith.com



The data in this brochure are provided for the purposes of information and subject to change without notice.