

**IN**  
**OUT**  
**4WD**  
**4WS**

# DTB22RT

## Telescopic boom lifts



### STANDARD EQUIPMENT

- Oscillating front axle
- Two travel speeds
- Four-wheel steering
- Four-wheel drive
- 360° rotation (continuous)
- Special construction equipment-grade integral driveshaft
- Proportional controls
- Thumb rocker steering
- Flashing light
- Non-marking tyres
- Horn
- Hour counter
- Harsh environment kits
- 12V DC Auxiliary power

### ENGINE

- Stage V engine (Stage IIIA available on request)
- Auto-engine fault shutdown
- Anti-reverse engine device
- Anti-restart engine protection
- Hydraulic oil radiator

### BASKET

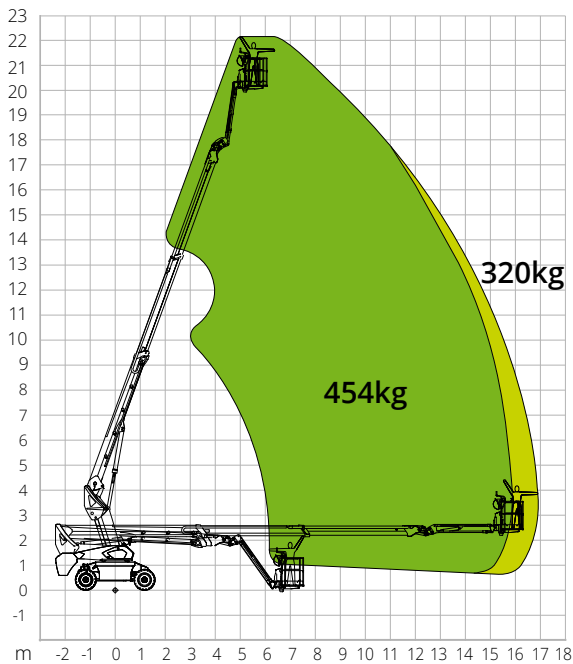
- Self-levelling
- Rotation +/-90°
- Schuko power socket 16A/250 V

### SAFETY

- Drive enable system
- Platform load moment indicator
- On-board diagnostics system
- Emergency lowering system
- Tilt indicator with alarm
- Crushing protection

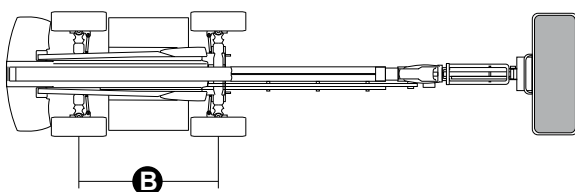
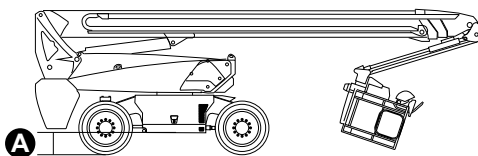
**CONSTRUCTION****LOGISTICS**

## LOAD CHART



## DIMENSIONS

Platform length (transport)	7.25 m
Platform width (transport)	2.50 m
Platform width (axle expanded)	-
Platform width (axle retracted)	-
Platform height (transport)	2.70 m
Wheelbase	<b>B</b> 2.40 m
Wheelbase (axle extended)	-
Wheelbase (axle retracted)	-
Tailswing	1.19 m
Ground clearance	<b>A</b> 0.28 m



## DTB22RT

### Technical data

Max. working height	22.60 m
Max. basket height	20.60 m
Max. reach	17.28 m
Turning radius (outside)	2.62 m
Turning radius (inside)	1.65 m
Basket width	0.91 m
Basket length	2.44 m
Basket rotation	180°
Jib type	Standard
Jib length	2.31 m
Jib Vertical Rotation	135°
Jib travel angle	-
Auxiliary power	12V DC

### Performance

Platform max. load capacity	320 kg / 454 kg
Max. occupants	3
Max. gradeability (stowed)	45%
Max. working slope	X-5°/Y-5°
Max. wind speed	12.5 m/s
Travel speed (closed config.)	6.0 km/h
Travel speed (working config.)	1.1 km/h
Turret rotation (continuous)	360°

### Engine

Power	Deutz D2.9 L4/55.4kW
Diesel tank capacity	135 l
Hydraulic tank capacity	165 l
Transmission	Hydrostatic

### Specific characteristics

Tyres	315/55D20
Electrical system	-
<b>Total weight</b>	<b>12,900 kg</b>

### STANDARDS COMPLIANCE: EN 280-1, ANSI/SAIA A92.20

The data given in this brochure are provided for information purposes and are subject to change without prior notice. All images are purely guideline and might not give an exact representation of the product.