

# HTH 35.12



MINING &  
QUARRYING



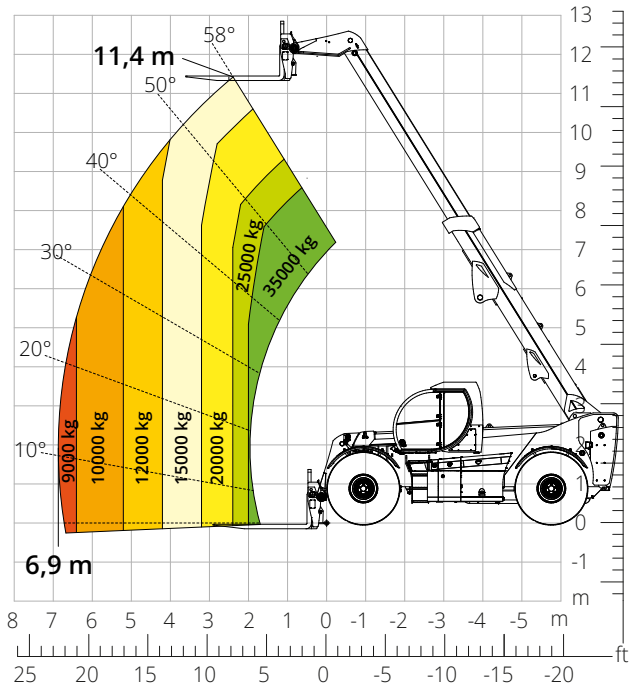
HEAVY  
LOGISTICS



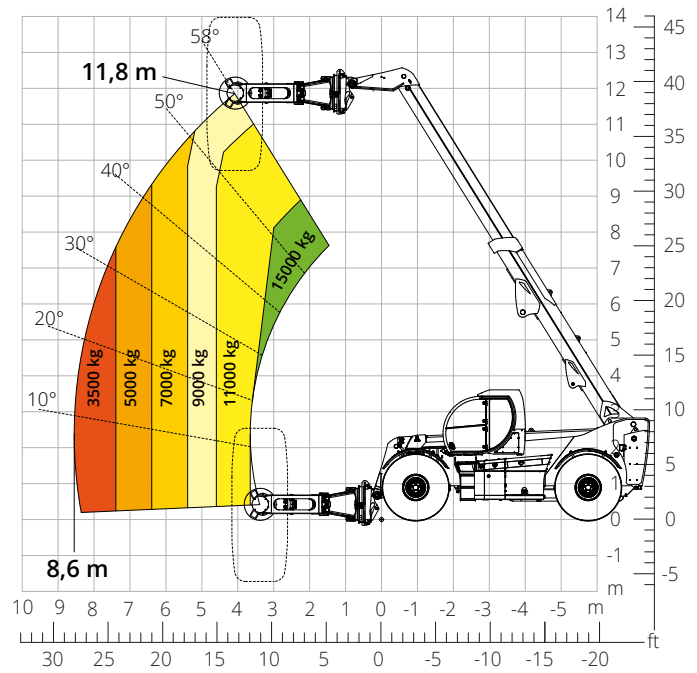
DEFENCE



Load chart  
**FRONT ATTACHMENT ON TYRES (WORLD)**  
 ATT-03-033



Load chart with  
**TYRE HANDLER, 16,000 kg**  
 ATT-06-007



<b>Machine model</b>	Telescopic handler	HTH 35.12	
	Maximum lifting capacity	35,000 kg	
	Maximum lifting height	11.40 m	
	Maximum reach	6.90 m	
<b>Engine</b>	Model	<b>Volvo TAD884 VE-Stage V</b>	<b>Volvo TAD853 VE-Stage IIIA</b>
	Rated power	250 kW (340 hp) at 2,200 rpm	235 kW (320 hp) at 2,200 rpm
	Maximum torque	1,360 Nm at 1,400 rpm	
	Displacement	7,7 l	
	Cylinders	6 in line	
	Engine type	Turbocharged direct injection common rail diesel	
	Cooling system	Water - intercooler	
<b>Transmission</b>	Type	Hydrostatic	
	Maximum pressure	500 bar	
	Gearbox	Dropbox, 3 forward speeds and 2WD/4WD selection	
<b>Axles and brakes</b>	Type	Heavy-duty with planetary gearboxes	
	Front axle	Steering and levelling	
	Rear axle	Steering and oscillating	
	No. of driving - steering wheels	4WD - 4WS	
	Steering mode	Frontal/Concentric/Crab	
	Service brake	Servo-assisted pedal, acting on front and rear wheels	
	Parking brake	Hydraulic with negative action on front and rear axles	
	Tyre sizes	29,5- R 25	
<b>Performance</b>	Max. travel speed	25 km/h	
	Gradeability (unladen)	42%	
	Turning radius	9,710 mm	
<b>Weights</b>	Total unladen*	45,000 kg	
	Front axle unladen (boom retracted and lowered)*	18,900 kg	
	Rear axle unladen (boom retracted and lowered)*	26,100 kg	
<b>Tank and system capacities</b>	Diesel fuel	350 l	
	AdBlue	40 l	
	Hydraulic fluid	350 l	
	Engine oil	27 l	
<b>Hydraulic circuit for movements</b>	Coolant	51 l	
	Circuit type	Load sensing	
	Service pump	Variable displacement	
	Max. hydraulic flow rate	209 l/min	
	Max. boom head flow rate	100 l/min	
	Max. working pressure	350 bar	
	Distributor for boom movements	Proportional hydraulic distributor	
Movements control	Multifunction electro-proportional joystick		
<b>Standards met</b>	2006/42/EC: EU Machinery Directive		
	2016/1628: EU Regulation on the emissions of stage V engines		
	EN 1459-X: Relating to standards on the safety requirements for variable reach machines		
	ROPS/level 2 FOPS: relating to the standards for protective structures		

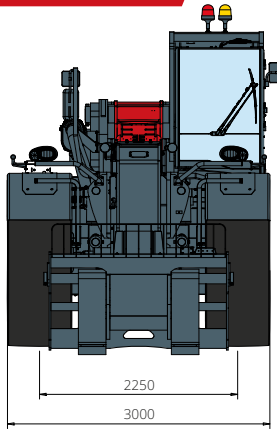
*The data given in this brochure are provided for information purposes and are subject to change without prior notice.*

*All images are purely guideline and might not give an exact representation of the product.*

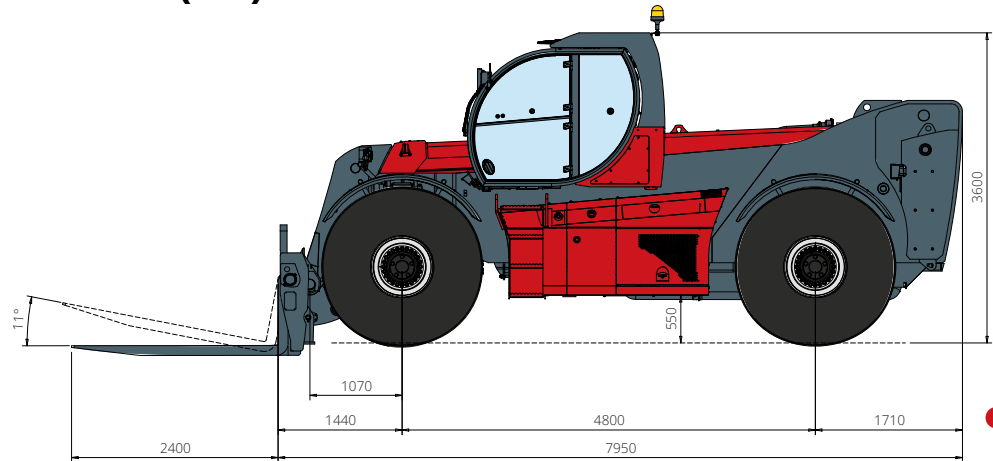
*\*the stated weight refers to the vehicle unladen with standard equipment and may vary depending on the chosen configuration.*

# HTH 35.12

## DIMENSIONS (mm)

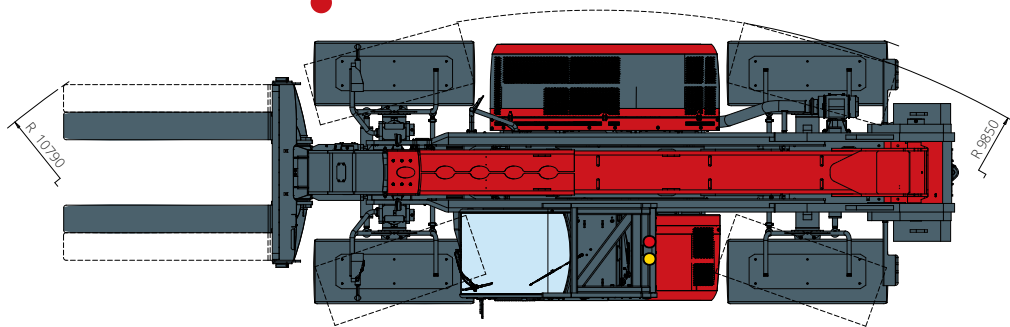


**FRONT**  
view



**TOP**  
view

**SIDE**  
view



The standard machine configuration includes:

### CAB

- Comfort seat
- Adjustable steering column
- Analogue joypad
- Heating
- Air conditioning
- FM/AM radio with USB and Bluetooth connectivity
- USB Type-A (5 V) inputs

### REAL TIME INFORMATION

- Touchscreen, 7"
- MCTS – Magni Combi Touch System on-board software
- Automatic RFID tools recognition system
- LMI – Load Moment Indicator
- Onboard and remote integrated diagnostics

### TECHNICAL SPECIFICATIONS

- Q-Fit Heavy-Duty
- Two-line CAN BUS system
- Automatic front and rear wheel alignment
- Automatic parking brake
- Mechanical battery cut-off in engine compartment
- Electrical system: 24 V – IP67

### SERVICE

- MyMagni by Trackunit connectivity system (2 years)
- Warranty: 24 months/2,000 hours